

PRO SPOT

QUALITY WELDING SYSTEMS



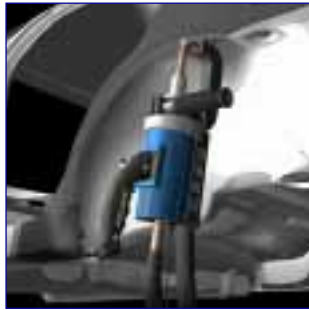
Spot welding of quarter panel using C-Arm (PS-302).




PS-52 Wheel House Arm is a must for tight areas with limited space for the electrodes.



For deeper needs use the Pro Spot extension arms. They are self-aligning and quick to install.



Wheel House welding with PS-52 Arm makes it possible to weld the most difficult applications.




Consistent weld quality with short weld time thanks to the latest inverter technology

Factory Approved Spot Weld with Inverter Technology

PR-2000 Inverter Spot Welding System



Inverter
SPOT 

PR-2000 FEATURES:

- ✓ Inverter technology, 2000Hz.
- ✓ 4 cable system
- ✓ Works on 1 and 3-phase input
- ✓ Two-sided spot welding
- ✓ Single-sided welding
- ✓ Spot hammer dent pulling
- ✓ Pro Pull dent pulling (optional)
- ✓ Washer welding
- ✓ Nut and bolt welding
- ✓ Carbon shrinking
- ✓ Contact shrinking
- ✓ Stitch welding
- ✓ Nail welding
- ✓ Moulding clip rivet welding
- ✓ Upgradeable to overhead installation
- ✓ Built-in MIG welder available (optional)

PS-500: Two-Sided Double-Acting Spot Gun

PS-500 Spot Gun Features:

- ✓ Double-Acting Cylinder
- ✓ High squeeze pressure: >600Lbs.
Same pressure with all extension arm sizes.
- ✓ Self aligning electrodes. No adjustment needed after changing arms.
- ✓ Wide-spreading electrodes for hard to reach areas.
- ✓ X-Gun adaptive
- ✓ Replaceable electrode caps



Push this button to open electrodes wide.



Push this button to close electrodes and weld.


AVAILABLE ARMS

The Pro Spot PR-2000 comes with a variety of extension arms to accommodate any welding job situation.

NOTE: Extension arms marked "optional" are available from your local distributor or online at www.prospot.com



PS-302: C-Arm
 PS-52: Wheel House Arm
 PS-403: X Adapter (optional)
 PS-303: 330mm Extension Arm
 PS-503-W: 600mm Extension Arm (optional)



Switching between electrode arms is easy with the PR-2000! Loosen the handle and pull off the C-arm...
 Now, insert the extension arm and tighten the handle.

BUILT-IN MIG WELDER

PR-2000 features an easy upgrade to include a PR-155 MIG welder. It can be installed later as an upgrade package. This feature allows the convenience of spot and MIG welding in one unit!



- PR-155 Features:**
- ✓ 220V, 1-phase ready to use
 - ✓ Binzel connector: quick-connect all-in-one adapter
 - ✓ Ideal for collision repair
 - ✓ Convenient cart for easy mobility

X ADAPTER (optional)

Switch between C and X guns in just 15 seconds. Best of both worlds in one gun!

X-TYPE GUN

The X-type design is used on certain applications where the C-type can't reach. 90% of all welding needs can be done with the C-type but for some radiator support and truck bed pinch welds, the X-Adapter works better. This new invention from Pro Spot now makes it possible to weld where you never could before!

Patent Pending

WELD STRENGTH

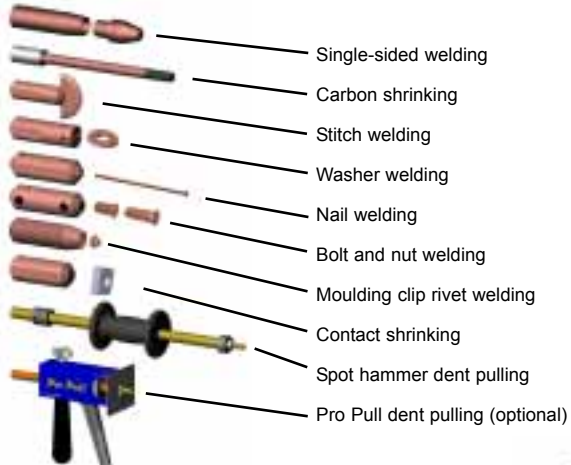


In this sheer strength test, the PR-2000 weld holds more than 2200 lb. (1000kg). This test was done on two, 16ga. galvanized steel strips (1.57mm thickness). Note how the metal tears around the weld nugget. The PR-2000 welds measure up to the factory requirements weld after weld.

SINGLE-SIDED GUN FEATURES

PR-2000 comes standard with 4-cable system. That means quicker change between 2-sided and 1-sided welding.

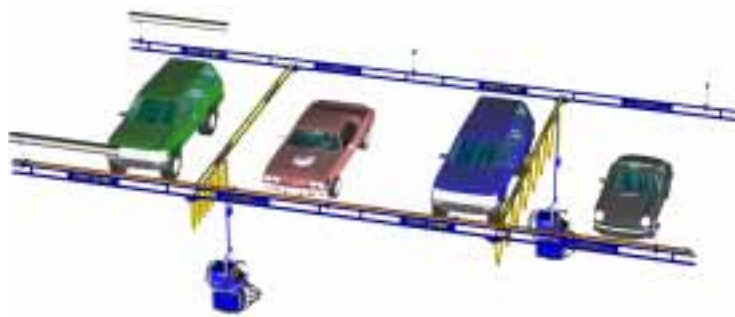
Increased efficiency...
 ...higher profits!



- Single-sided welding
- Carbon shrinking
- Stitch welding
- Washer welding
- Nail welding
- Bolt and nut welding
- Moulding clip rivet welding
- Contact shrinking
- Spot hammer dent pulling
- Pro Pull dent pulling (optional)

OVERHEAD INSTALLATION

The Total Weld Station... All of your welding needs
ceiling mounted



Pro Spot PR-2000 comes in an overhead ceiling mounted version. The ceiling mounted version hangs from the ceiling at 20' bracket spacing.

- ✓ All the features of a portable PR-2000 welder plus a MIG welder in one convenient ceiling mounted system!
- ✓ Nothing touches the floor... except your feet
- ✓ Always connected, ready to weld
- ✓ Stores out of the way when not in use
- ✓ No cables, air hoses or welders on the floor
- ✓ Moves very easily... just direct the welder to where you want to weld ..its so easy!

Technical Talk ...

PR-2000

Input voltage:	1 or 3 phase 208-240V 50/60 Hz. 400-420V 50/60 Hz.
Welding amperage:	9500A max (3-phase) 6300A max (1-phase)
Cable length:	8' (2.5m) standard
Electrode Pressure:	At 7 bars (90 PSI)-280 DaN (616 Lb)
Cooling system:	Air (2 fans)
Welding cable cooling:	Air cooling
Micro processor program:	Digital control
Shipping weight (standard):	365lb (166kg)



Manufactured by:
Pro Spot International, Inc. U.S.A.

Toll Free: 877 PRO SPOT
 Phone: 760-489-1380
 Fax: 760-489-1531
 E-Mail: info@prospot.com
 Web: www.prospot.com